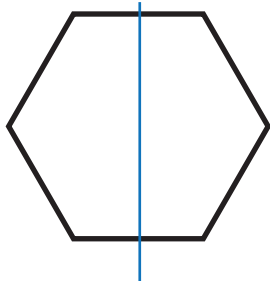


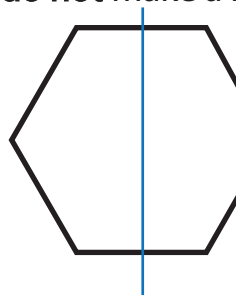
Symmetrical Shapes

A symmetrical shape has two halves that look like mirror images of each other.

An asymmetrical shape has two halves that **do not** make a mirror image.

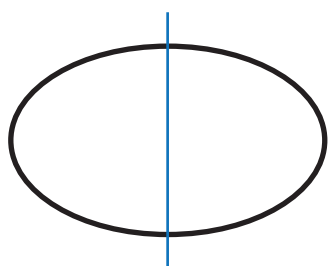


symmetrical




asymmetrical

Are these shapes symmetrical? Circle the correct answer.




symmetrical

asymmetrical



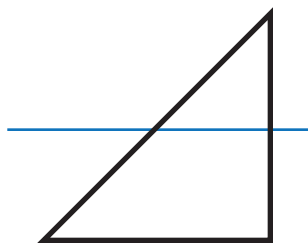
symmetrical

asymmetrical



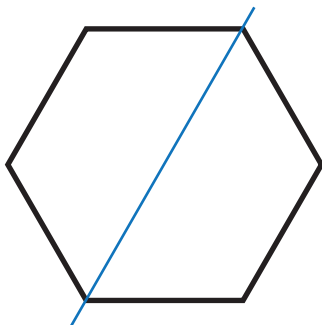
symmetrical

asymmetrical



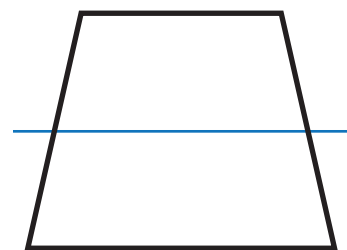
symmetrical

asymmetrical



symmetrical

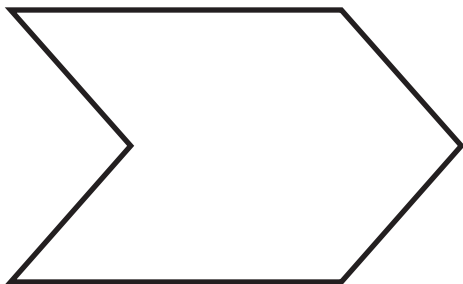
asymmetrical



symmetrical

asymmetrical

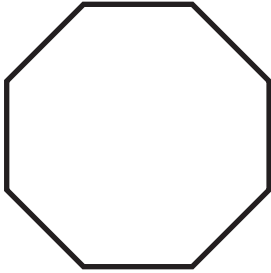
Draw a line of symmetry through the shape below.

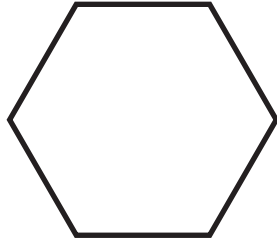


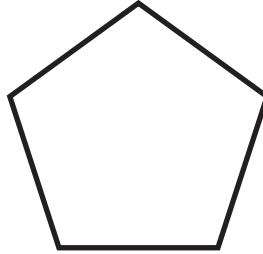
Draw your own symmetrical shape!

Polygon Practice

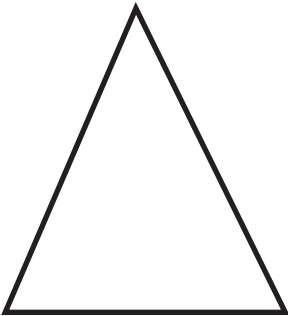
1. Look at each of the polygons below. Then write the name of each shape on the line.

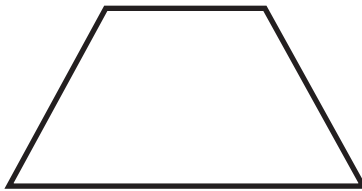


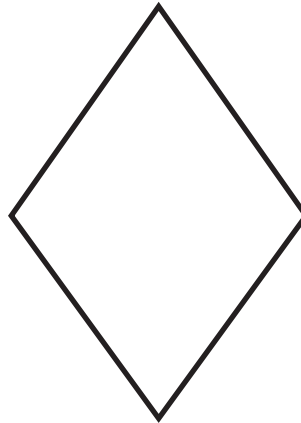







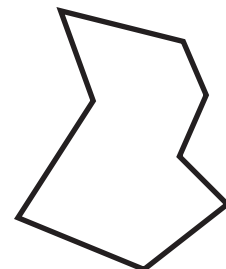
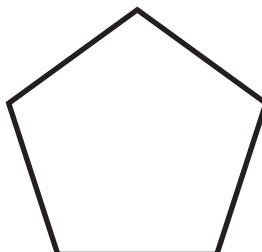
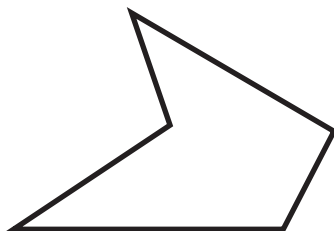










2. Circle the shape that is a regular polygon.



Lines, Line Segments, and Rays

A line is a path that extends in two directions with no end.
A line segment is a path that has two fixed end points.
A ray is a path that has one end point and extends infinitely in the other direction.

Look at the pictures below. Label them whether they are lines, line segments, or rays.



Draw a line segment here.


Draw a ray here.

Draw a line here.



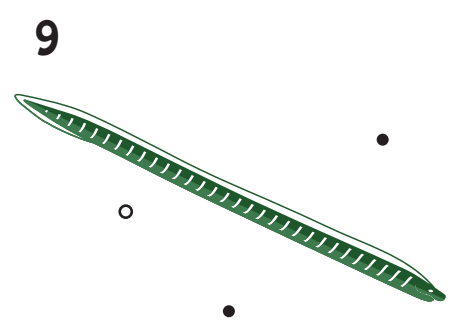
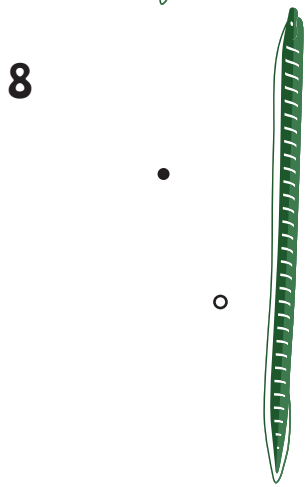
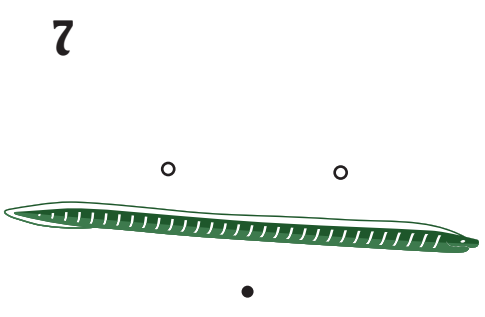
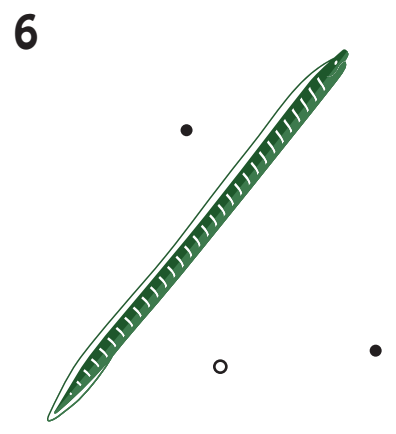
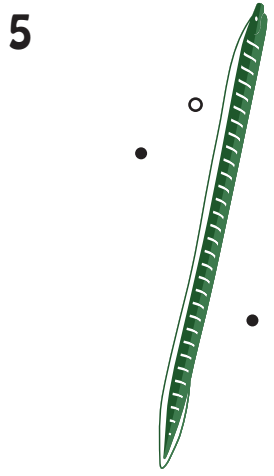
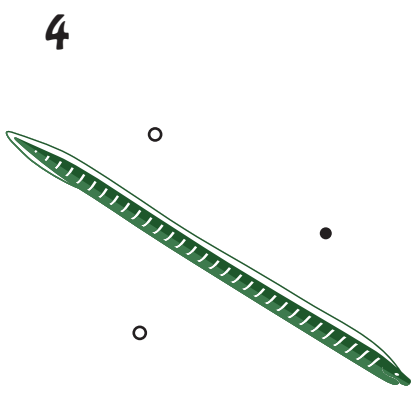
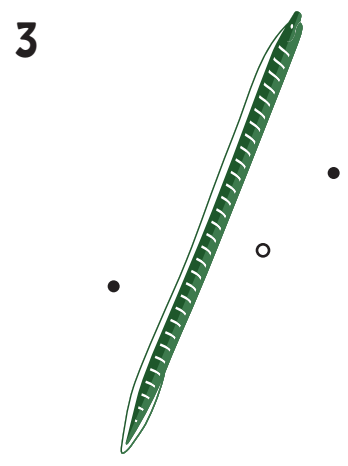
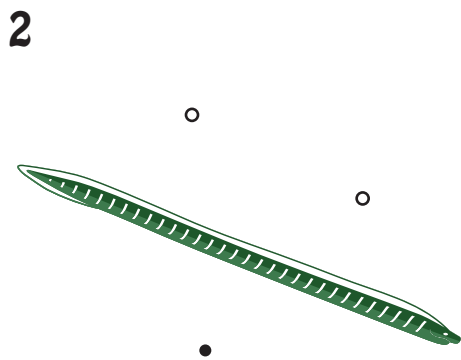
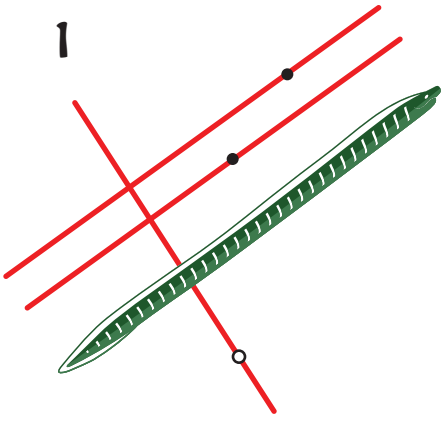
Parallel and Perpendicular lines

Elouisa the Eel

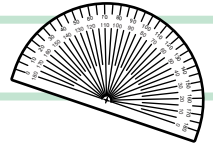


Elouisa the Eel needs help learning parallel and perpendicular lines. Draw parallel lines through the black dots and perpendicular lines through the white dots. Use a ruler to help you draw straight lines.

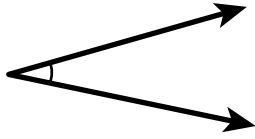
● Parallel ○ Perpendicular



Know Your Angles

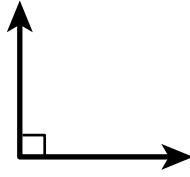


An acute angle is between 0 and 90 degrees.



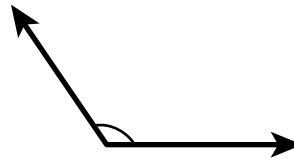
Acute

A right angle is 90 degrees.



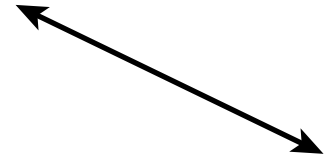
Right

An obtuse angle is between 90 and 180 degrees.



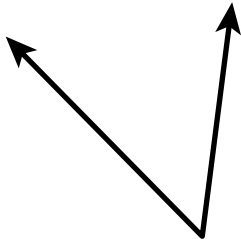

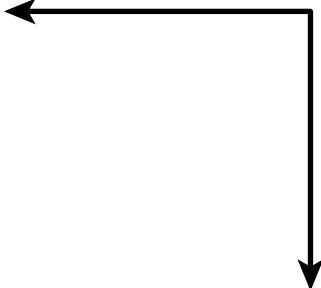
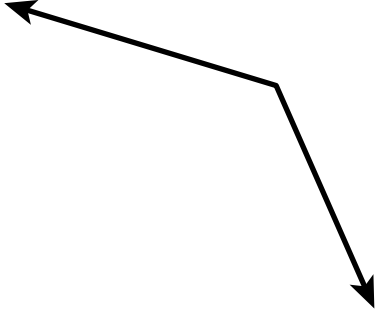
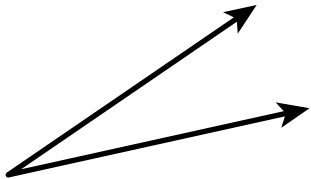
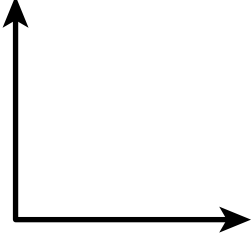
Obtuse

A straight angle is 180 degrees.



Straight

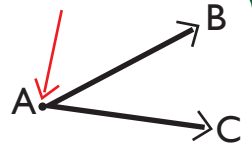
There are four types of angles: acute, right, obtuse, and straight. Identify and classify the following angles.

 <p>Angle: _____</p>	 <p>Angle: _____</p>
 <p>Angle: _____</p>	 <p>Angle: _____</p>
 <p>Angle: _____</p>	 <p>Angle: _____</p>

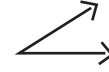


Geometry : Angles

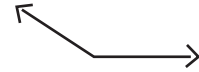
An *angle* is made up of two rays that share a common endpoint. The *vertex* of an angle is the point where the two rays meet.



An *acute angle* is less than 90°



An *obtuse angle* is more than 90°

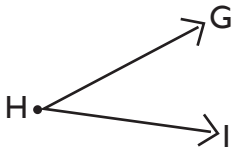


A *right angle* is equal to 90°



Name each angle and write down the letter that represents its vertex.

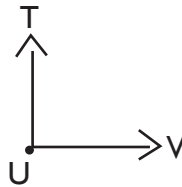
1)



Angle: _____

Vertex: _____

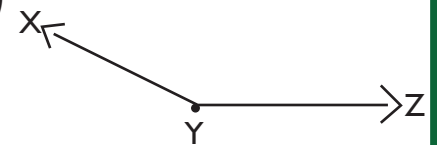
2)



Angle: _____

Vertex: _____

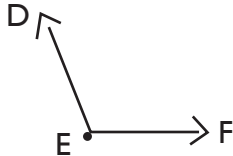
3)



Angle: _____

Vertex: _____

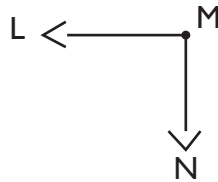
1)



Angle: _____

Vertex: _____

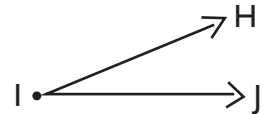
2)



Angle: _____

Vertex: _____

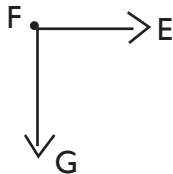
3)



Angle: _____

Vertex: _____

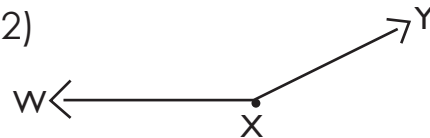
1)



Angle: _____

Vertex: _____

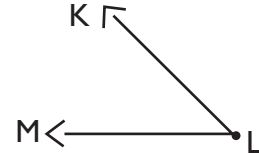
2)



Angle: _____

Vertex: _____

3)



Angle: _____

Vertex: _____

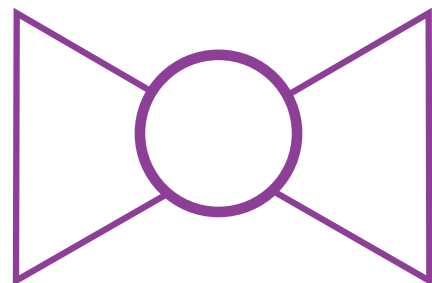





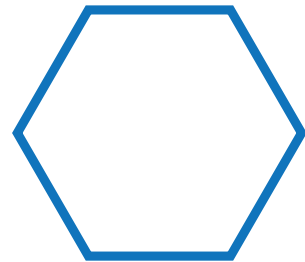

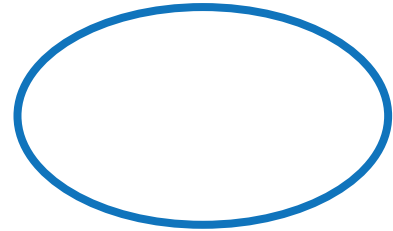


1) An angle measuring less than 90° is called an _____ angle.

2) An angle measuring exactly 90° is called a _____ angle.

3) An angle measuring more than 90° is called an _____ angle.

Your Half, My Half

Can you draw a line to divide these shapes in half evenly?
Some shapes can be divided two different ways.

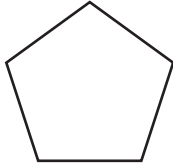


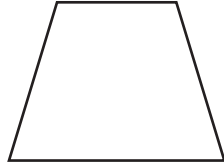
Name: _____

Date: _____

All Kinds of Polygons

Decide if each figure is a polygon. If it is, write the name on the line.

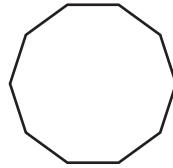


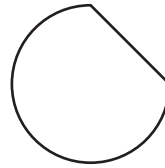


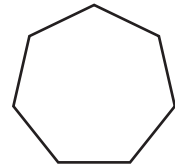












Draw two congruent polygons below.

Identify the points, lines, line segments, and rays.









Draw each of the polygons below.

a. Regular pentagon

b. Irregular hexagon

c. Regular octagon