

VMock SMART Resume and Editor

How-to Guide

What is VMock SMART Resume and Editor?

VMock SMART Resume is an AI platform provides you with a score that is benchmarked to your cohort, and detailed personalized feedback and guidance on how to improve your resume to meet industry standards. VMock SMART Editor is a machine learning software that scans your resume and offers targeted suggestions on how to improve each bullet of your resume.

LEVERAGE THESE KEY FEATURES:

- Convert your resume to your community template
- Get Instant scores on your resume & personalised feedback
- Download your resume in PDF or Word format

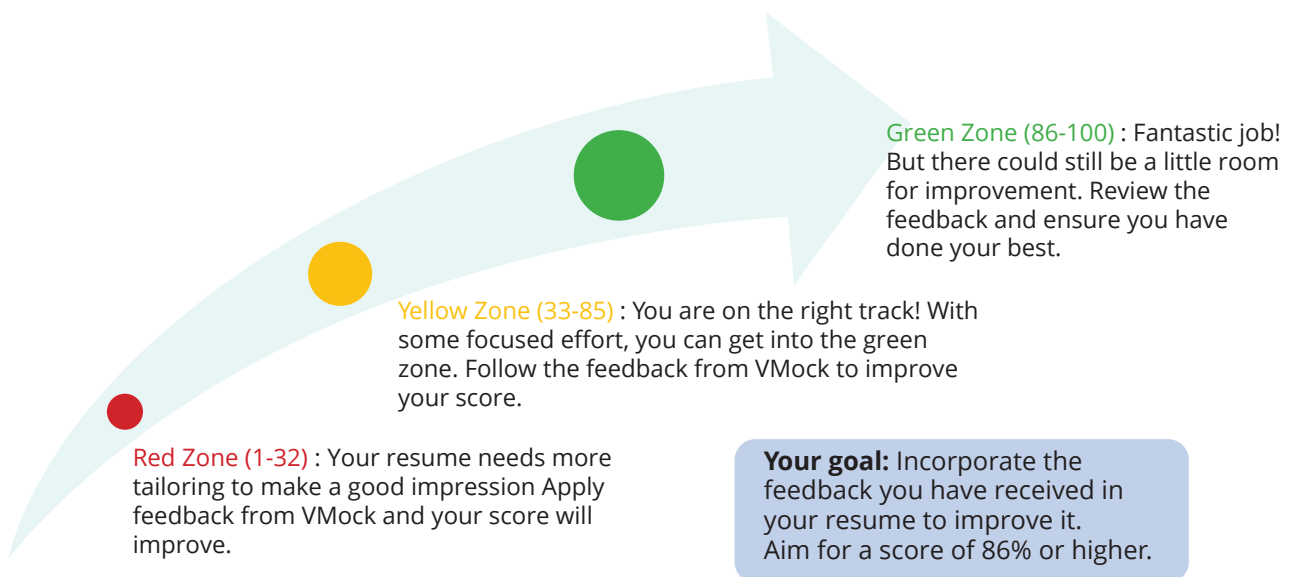
GETTING STARTED

- Go to www.vmock.com/highpoint
- If you are already registered, the platform will redirect you to the user dashboard. If you aren't registered, simply create an account and you will get access to the user dashboard.
- Click on Resume in top navigation panel and click on Resume Feedback. Upload your Resume in the PDF format to get the feedback.

UNDERSTANDING YOUR VMOCK SCORING AND FEEDBACK

VMOCK RESUME SCORE

Your VMock Resume Score is provided on a scale of 1-100 and is computed based on 3 components. Note: Your score automatically appears in your Student Dashboard after you have uploaded your Resume. It indicates how well your resume presents your skills and experience to recruiters and it will correlate to either the Red, Yellow or Green zone.



HOW TO INCORPORATE VMOCK'S FEEDBACK IN YOUR RESUME AND IMPROVE YOUR SCORE

It is critical that you implement the changes to your resume that VMock has suggested. Once you've completed your updates, re-upload your newly edited resume to view your increased score. Keep editing your resume based on the automated suggestions from VMock SMART Resume to further improve until your score reaches the green zone!


VMock Aspire

VMock Aspire helps you get instant feedback on your LinkedIn profile with targeted and personalized recommendations on how to improve the language, content and keyword optimization of your LinkedIn profile. Using Aspire, students can strengthen their search engine ranking, improve profile visibility and create a consistent story across LinkedIn and Resume for recruiters.

Based on intelligent skill gap analysis and analytics, you can get personalized feedback on what skills to include as well as how to position your LinkedIn profile to fit careers you are interested in.

GETTING STARTED

Follow these steps to access Aspire:



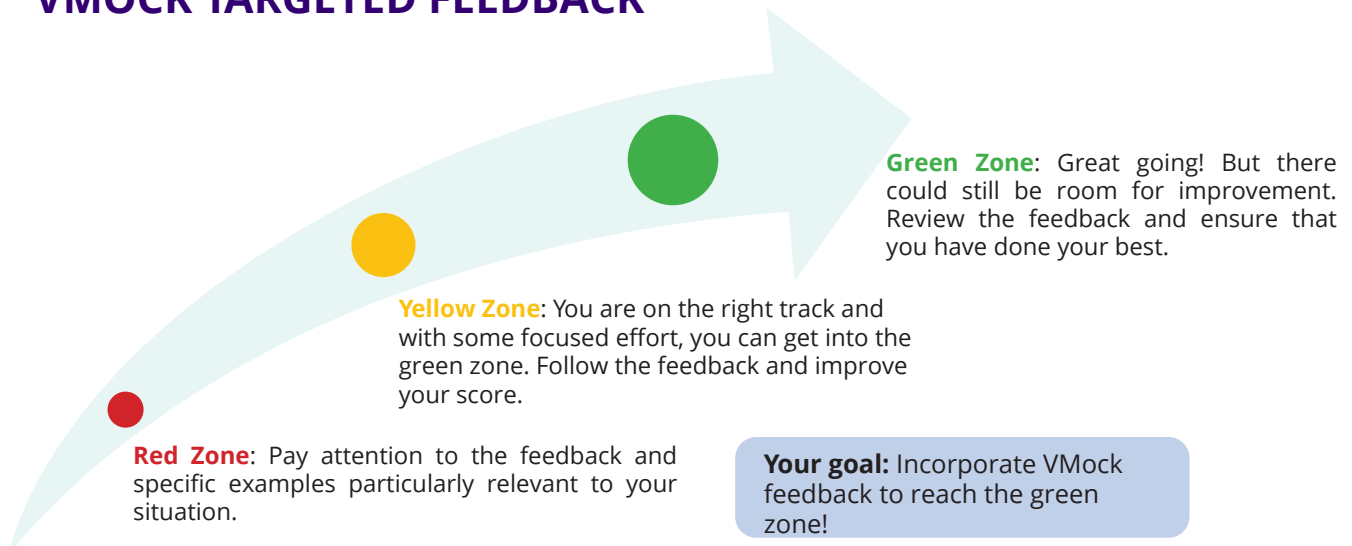
- Go to www.vmock.com/highpoint
- Once registered, the platform will redirect you to the user dashboard.
- Click on 'Aspire' in the top navigation panel. Select 'Aspire' from the dropdown menu and connect it with your LinkedIn account by entering your credentials.

Aspire will process your initial profile and present you with a summary of analysis & feedback.

- Incorporate changes to your profile within the application. Once finalized, update (copy/paste) to your LinkedIn account or download the final PDF for use.

You are all SET to improve your LinkedIn Profile!

VMOCK TARGETED FEEDBACK



You will get an instant LinkedIn Profile strength score and actionable feedback after connecting your LinkedIn account with VMock platform. Follow the feedback to make improvements and edit the profile to see an improved version!

Note: In case you have any trouble using the system, reach out to us at support@vmock.com